



HF BROADBAND MULTIWIRE DIPOLE
Extended Low Frequency

Our flagship model and all-round best performer to date is the BBA series of antennas.

These antennas are highly efficient, and engineered to meet the exacting standards of professional users. Frequency range is specified according to useful gain (not only VSWR). All components are validated for rated power.

The Bushcomm BBA has the flexibility to suit a wide range of applications. It can be installed horizontally between two purpose built towers, or alternatively in an inverted "V" configuration for improved NVIS propagation characteristics.

Light yet sturdy construction ensures low total mass wind loading. The highest quality materials are used in construction, such as stainless steel wire and fittings, and UV resistant fibreglass rods, to produce an antenna that will survive the rigours of the outdoors for many years.

There are many variants in the BBA family with sizes and power ratings to suit a wide range of applications.

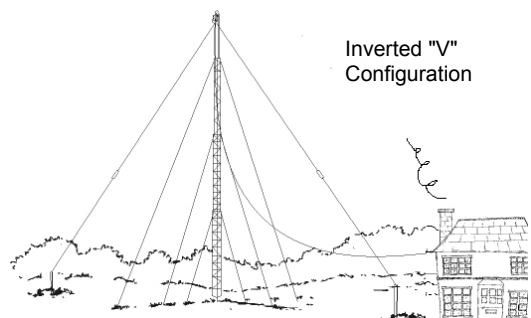
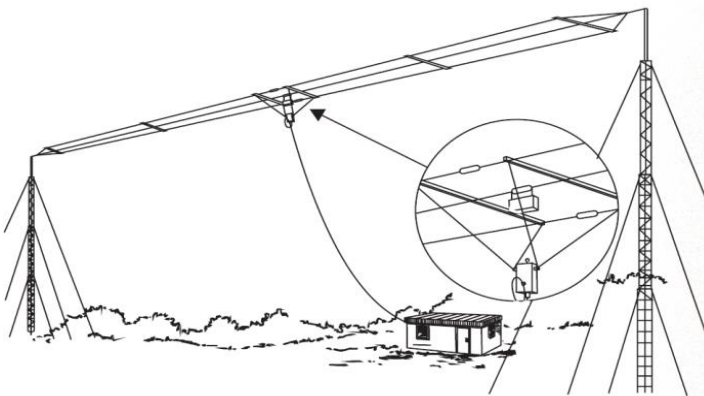
DR DIGITAL HF VOICE & DATA
RADIO COMPATIBLE

FULL BBA FAMILY:

- * BBA100V - 125w PEP Voice
- * BBA100C - 130w continuous
- * BBA100CS - 130w continuous, short
- * BBA100CE - 130w continuous, long
- * BBA-600VS - 600w PEP, short
- * BBA600V - 600w PEP
- * BBA600VE - 600w PEP, long
- * BBA1kD - 1kW continous
- * BBA1kDE - 1kW continous, long
- * BBA1kCF - 1kW continous, extra long

SPECIAL FEATURES

- 1.8-30 MHz
- No tuner required
- S/S wire and fittings
- UV resistant rod & balun/load boxes
- Easy installation (instruction provided)
- Variation of length and power available
- Configurable in horizontal or inverted V
- Suitable for Digital voice & data modes





Specification Summary

SPECIFICATION

ELECTRICAL

| | |
|-------------------------|---|
| Frequency Range | 1.8 - 30MHz |
| Nominal Input Impedance | 50 Ohm |
| VSWR (typical) | Better than 2.5:1 |
| Gain (height dependent) | 5dBi (typical) -5dBi at 1.8MHz (typical, 40m height) |
| Power Rating | 130W Continuous Data / 250W PEP |
| Input connector | UHF Type socket (S0239) |

MECHANICAL

| | |
|-----------------------|---|
| Operating Temperature | -30°C to +50°C |
| Storage Temperature | -40°C to +85°C |
| Ice Loading | 0.6cm , with reduced wind loading |
| Shipping | 1400x170x100mm, approx 10kg |
| Antenna Length | 54 metre |
| Radiating elements | 2mm Stainless Steel (304) |
| Wind Rating | 210 km/hr* |
| Mast Spacing | 58m horizontal tower spacing**, 40m footprint Inverted V |

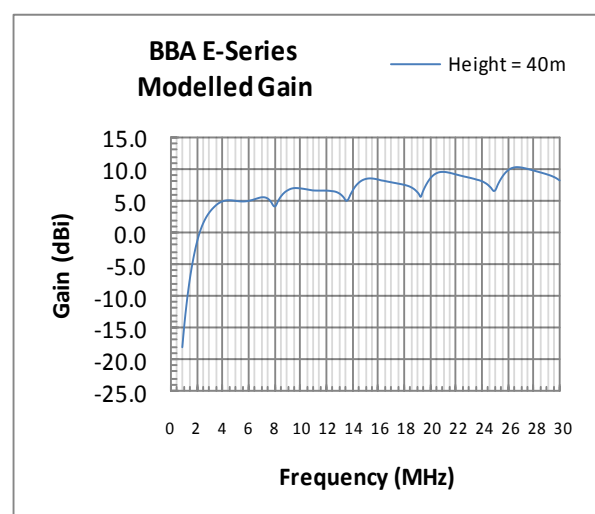
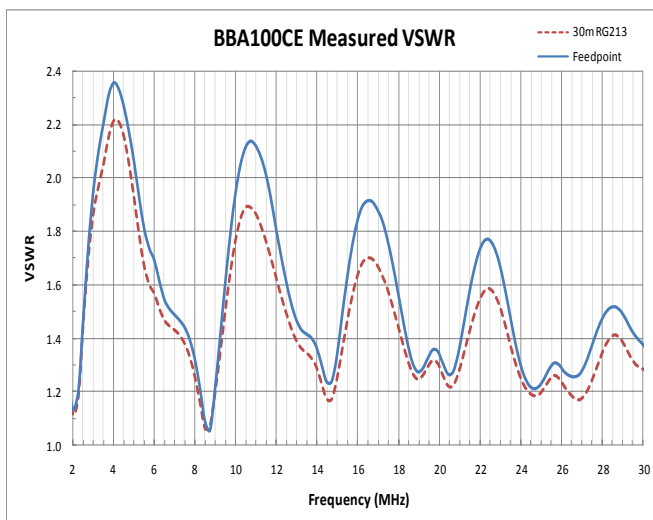


Above: Bushcomm Balun showing coaxial strain relief feature***

* In accordance with AS1170.2 – 1989 SAA Loading Code – Wind Loads

** Approximate spacing. Will vary location to location and depending on preference

*** Coaxial cable not included, can be purchased separately



HEAD OFFICE

21 River Road BAYSWATER WA 6053 AUSTRALIA

EMAIL: sales@bushcommantennas.com.au

WEBSITE: www.bushcomm.com

PHONE: +61 8 6144 3204