



BBA - 1kD HF ANTENNA

HIGH POWER BROADBAND DIPOLE - 2kW

Our flagship model and all-round best performer is the BBA series of high power folded dipole base station antenna systems.

Engineered to the exacting standards required for professional applications, the comparatively affordable BBA series antennas are used by private, commercial, government, and tactical HF system operators worldwide.

The Bushcomm BBA is also adaptable enough to suit various physical installation requirements. Between two purpose built towers at a professional site, between trees or other structures, and even in an inverted "V" configuration to suit NVIS applications *.

Light yet sturdy construction ensures low total mass wind loading. The highest quality materials are used in construction, such as stainless steel radiating elements and UV resistant fibreglass rods. This produces an antenna that will survive even the harshest of outdoor environmental rigours for many years.

There are many variants in the BBA family with sizes, frequency ranges and power ratings to suit a wide range of applications.

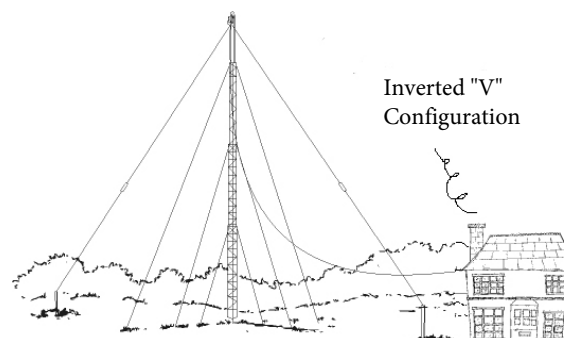
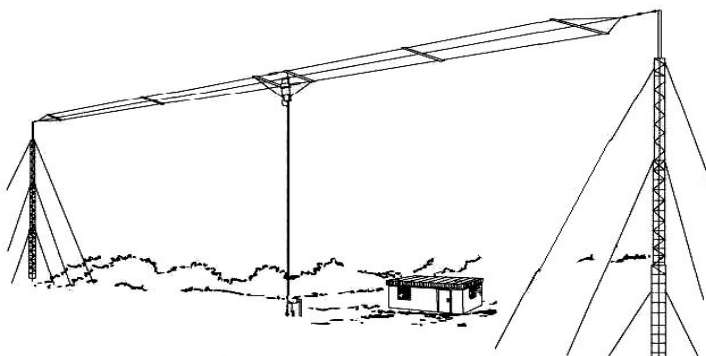
DR DIGITAL HF VOICE & DATA RADIO COMPATIBLE

FULL BBA SERIES FAMILY:

- * BBA100V - 125w, 2.0~30Mhz, 27M
- * BBA100C - 250w, 2.0~30Mhz, 27M
- * BBA100CS - 250w, 3.0~30Mhz, 20M
- * BBA100CE - 250w, 1.6~30Mhz, 54M
- * BBA-600VS - 600w, 3.0~30Mhz, 20M
- * BBA600V - 600w, 2.0~30Mhz, 27M
- * BBA600VE - 600w, 1.6~30Mhz, 54M
- * BBA1kD - 2kW, 2.0~30Mhz, 27M
- * BBA1kDE - 2.5kW, 1.6~30Mhz, 54M
- * BBA1kCF - 2.5kW, 1.5~30Mhz, 74M

SPECIAL FEATURES

- 2.0 - 30 MHz
- No tuner required
- S/S wire and fittings
- UV resistant rod & balun/load boxes
- Easy installation (instruction provided)
- Variation of length and power available
- Configurable in horizontal or inverted V
- Suitable for Digital Voice & data Modes





Specification Summary

SPECIFICATION

ELECTRICAL

Frequency Range	2.0 - 30MHz
Nominal Input Impedance	50 Ohm
VSWR (typical)	Better than 2:1
Gain	5dBi (typical) -4dBi at 3.6MHz (height dependent)
Power Rating:	1kW Continuous/Data, 2kW PEP
Input connector:	UHF Type socket (S0239)

MECHANICAL

Operating Temperature	-30°C to +50°C
Storage Temperature	-40°C to +85°C
Ice Loading	0.6cm , with reduced wind loading
Shipping Weight:	Approx 9kg
Antenna Length	27 metre
Radiating elements	2mm Stainless Steel (G304)
Wind Rating	210 km/hr*
Mast Spacing	29m horizontal tower spacing**, 20m footprint Inverted V

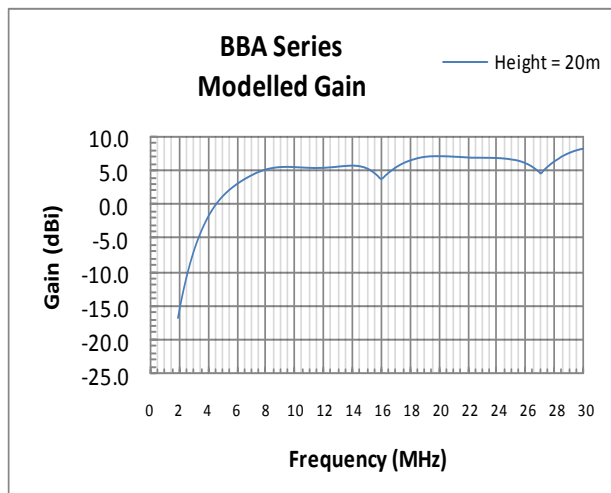
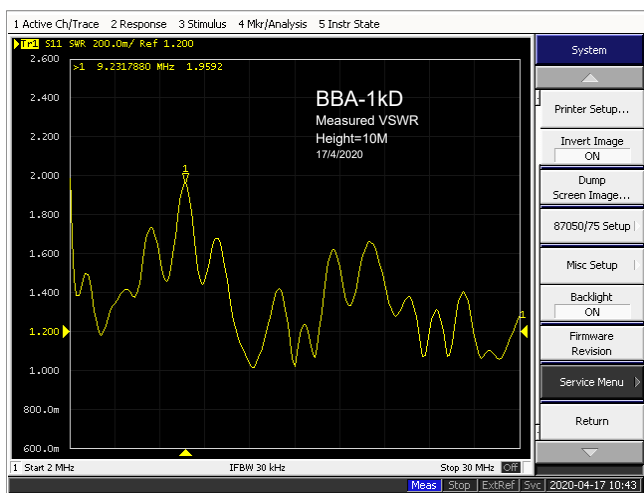


Above: Bushcomm Balun showing pigtail strain relief feature***

* In accordance with AS1170.2 – 1989 SAA Loading Code – Wind Loads

** Approximate spacing. Will vary location to location and depending on preference

*** Coaxial cable not included, can be purchased separately



HEAD OFFICE

21 River Road BAYSWATER WA 6053 AUSTRALIA

EMAIL: sales@bushcommantennas.com.au

WEBSITE: www.bushcomm.com

PHONE: +61 8 6144 3204